

powered by

skyeng

Skylike English A1-A2

Student's Book

Thomaï Alexiou

Daria Grits

developed in collaboration with



skyes university

Unit 2: P is for Party!

Lesson 1: Getting a Present

Warm-up

1. Match the guys and places they want to go to at the weekend.
There are 2 places you don't need to use.

George



Kate




Max



Sophie



2. Complete the phrases with the correct words from the list.



1. swim in _____
2. play _____
3. watch the _____
4. do _____
5. play the _____
6. sing _____
7. listen _____
8. get _____
9. go on _____
10. invite sb.* to a _____
11. buy _____

*sb = somebody

songs
on a bus
to podcasts
the lake
birthday party
a trip sunset
presents
guitar
volleyball
a trip
hiking

Reading and listening

3. What are the guys thinking about?



4. Listen to the audio and read the text. Choose the correct words in the text.

Narrator: Sardana, Sophie, George, Max and Kate are now in Kate's room.

Sophie: I'm so **1) excited / happy** for Dan's party! I can't wait!

Max: I know! It's going to be an awesome party!

Sardana: Let's think what present we can get for Dan's birthday. What **does he like? Does he drink?** We can buy a couple of **2) bottles/packets** of wine.

Max [looking appalled]: No way! He **doesn't like** wine at all! He likes **3) local / good** cider. But **do we 4) have / bring** the drinks? I think Ed, Liza and Andrew are bringing the drinks.

Sophie: Well then... Dan likes to take photos, just like me, so maybe we can get him a camera.

Sardana [looks sceptical]: It's a great idea. But a good camera is very **5) expensive / cheap** ...

Kate: What about a new cell phone?

Sardana: A cell phone is also quite expensive, I'm **6) glad / afraid** ... What about a ball? Does he like football?

George: Actually, he isn't fond of football.

Max: That's true. But he loves **7) hiking / cycling**! In fact, he **8) rides / goes** an old bike to the University every day.

Kate and Sophie [looking excited]: Of course! This is a brilliant idea! This is the **9) best / perfect** present for Dan!

Sardana [looking satisfied and convinced]: Alright, fine. I guess we can get him a bike. Let's go and check prices in the **10) Internet / shops**.



5. Mark the sentences True or False. Explain your choice to your partner.



1. Sardana, Sophie, George, Max and Kate are in Sophie's room. ____
2. Dan doesn't like wine. ____
3. Sardana thinks a camera is expensive. ____
4. Max wants to get Dan a cell phone. ____
5. Dan likes football. ____
6. The perfect present for Dan is a bike. ____

6. Label the pictures with the words from the list.

- 1. a bottle of wine
- 2. a cell phone
- 3. local cider
- 4. an old bike
- 5. a perfect present
- 6. an expensive camera



7. Complete the table with your groupmates.



	Present	Problem
Sophie		
Sardana		
Kate		

8. Match the reaction phrases to their translation.



- | | |
|-----------------------------|---------------------------------|
| 1. Alright, fine | A. Отличная идея |
| 2. I'm afraid | B. Ни за что / ни в коем случае |
| 3. No way | C. Это правда. |
| 4. That's true | D. Ну и отлично. |
| 5. Of course | E. Конечно |
| 6. I can't wait | F. Боюсь, ... |
| 7. This is a brilliant idea | G. Не могу дождаться |

9. Read suggestions in the cards your teacher will give you. Check your groupmates' response and ask why they think so. Be ready to respond to their suggestions.



Grammar

10. Read the dialogue and complete the grammar table.

Sardana: **Does** Dan **like** playing football?
 Max: No, he **doesn't**. He **doesn't like** sport.
 Sardana: And **do** you **like** sport?
 Max: Yes, I **do**!



Negatives [-]			
full form		contracted form	
I	do not like	I	don't like
we		we	
you		you	
they		they	
he	_____ like	he	_____ like
she		she	
it		it	

Questions [?] and Short answers					
_____	I we you they	like?			
_____	he she it	like?			
Yes,	I we you they	_____.	No,	I we you they	don't
Yes,	he she it	does.	No,	he she it	_____.

11. Complete the questions with *do* or *does*.



- _____ you like sport ?
- _____ Kate loves sharing news?
- _____ Sardana want to become a German ambassador?
- _____ they study at university ?
- What _____ George like?
- _____ Max and George play football?
- Where _____ Sophie live?
- _____ Kate hate routine?
- _____ Sophie want to start her own company?
- Where _____ the guys go every day?
- _____ Sophie and Kate love pizza?
- _____ your groupmate like English lessons?

12. Use the charts that the teacher gave you and ask your groupmate about the likes of the guys. Then answer the questions of your groupmate.



Example

Student A: Does Sardana like parties?



Student B: Yes, she does. And does Sardana like sport?

Student A: No, she doesn't.

Student A

	sport	parties
Sardana		
Max		

Student B

	sport	parties
Sardana		
Max		

13. Play a game of Pantomime with your groupmates.



Rules

- Take a secret card with a phrase from a hat and pantomime it.
- The first person who guesses the phrase uses it in the sentence to make a suggestion about their groupmate and gives explanation why.
- The addressed groupmate reacts to the suggestion with one of the phrases.
- Then the addressed groupmate takes turn to pantomime the next phrase from a secret card in the hat.

Example

Suggestion

I think Mary doesn't like shopping because she hates queues. Right?

Reaction

+

Yes, I do.

Yes, that's true

Good guess!

-

No, I don't.

Well, that's not true!

Hmmm, I don't think you are right.



Self-assessment

Tick what is true for you.

Now I can:



- ☐ describe presents
- ☐ make negative sentences in the Present Simple
- ☐ ask questions in the Present Simple and give short answers
- ☐ react to people's ideas and suggestions

TEASER

Can you guess what's going to happen next?



Unit 2: P is for Party!

Lesson 2: Getting Ready for the Party

Warm-up

1. Discuss the memes.

My old family recipes
are all for frozen
pizza.



I'm so hungry
I could eat my own
cooking.



2. Let's remember the storyline. Tell a chain story about our heroes.

Example

- Dan has his birthday on Sunday, so he invites his friends to his birthday party. Ann, what happens next?
- He invites his friends to his birthday party and they decide to come. Tim, what's next?
- They decide to come, but they need to ...

Useful language

and	then
but	while
when	after that

Reading and listening

3. Look at the picture. Where are the friends? What are they going to do?



4. Listen and read the dialogue. Choose the correct answers.

Narrator: The gang is back at George's place. They are ready to plan the party.

Kate: Okay, guys. We have Dan's present here and we are ready.

Sardana: Not quite... Don't forget we need a birthday cake.

Sophie: Oh yes! Let's buy one from the cake shop.

Kate: No way! We can make one together!

Max: Sounds fun! What kind of cake?

Sardana: Dan likes coffee, chocolate and...

Sophie: ...cheese! He loves cheese! Let's make a tiramisu!

Max: Siri, how can we make tiramisu?

Siri: Here is what you need: 2 packs of Savoiardi biscuits, 2 spoons of coffee, one glass of milk, a teaspoonful of espresso liqueur, a bit of lemon juice, some cocoa, 1 cup of sugar, 1 egg, 200 grams of Philadelphia cheese and 1 carton of whipped cream.

Max: Do we have everything?

George: I guess so.

Sardana: Great! Let's start. First, we make the whipped cream. We put one egg, a cup of sugar, one glass of milk and 200 grams of Philadelphia cheese in the bowl. We need to mix them well. Max, you do that!

Max: Yes, Ma'am!

Sardana: Kate, pour three cups of water in this bowl. Make sure the water is not too hot please! Add two spoons of coffee, a bit of lemon juice and a teaspoonful of the espresso liqueur.

Narrator: Sardana is very good at organising things. As soon as Kate finishes, Sardana gives Sophie the biscuits. Sophie dips the biscuits in the water and then places them carefully on the plate. Then Sardana puts the cream on top and the first layer is ready. Then, Sophie places some more biscuits and Sardana puts more whipped cream on top.

George: We need to put some cocoa on top of the cake.

Sophie: I'm on it!

[Sophie puts cocoa on top and writes 'Happy Birthday Dan!' with a toothpick]


Sardana: Done, let's leave the cake in the fridge for a couple of hours. Our tiramisu is ready!

Kate and Max: Fantastic! [saying the same word and hearts are shown]


Sophie: This looks delicious! Good job, everybody!

Kate: Hey guys! I have an idea! Let's bring the cake earlier and hide the present to a secret place.

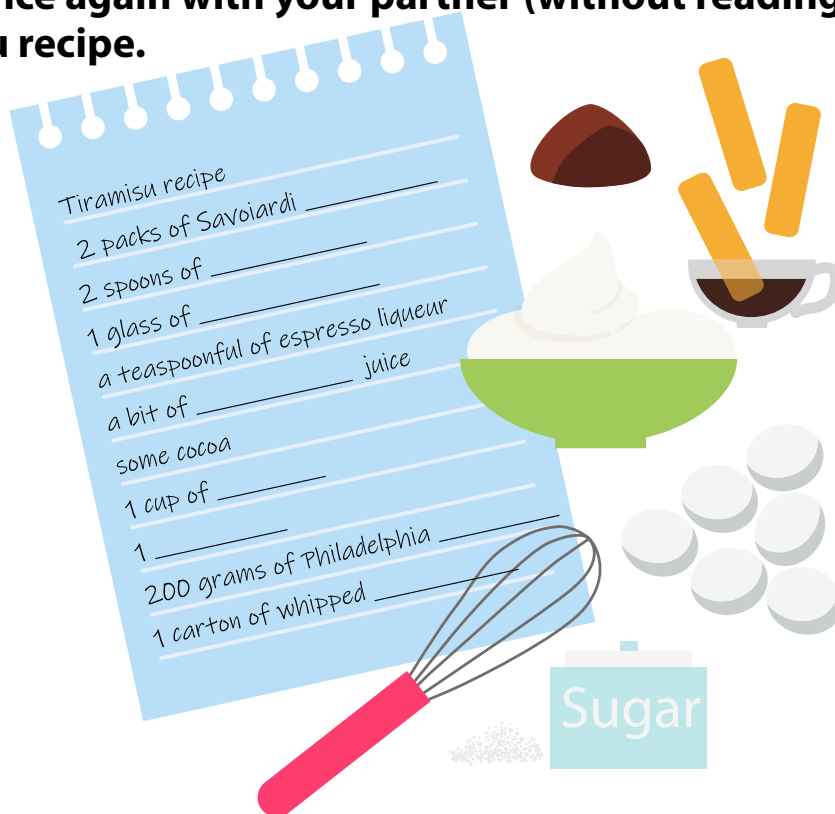

Sophie: Oh, what a nice surprise for Dan!



1. Kate wants to...
 - a. buy a birthday cake from a cake shop.
 - b. make a birthday cake with her friends.
 - c. write a recipe for a cake.
2. Sophie thinks they can make...
 - a. a tiramisu.
 - b. a cheese cake.
 - c. a chocolate cake.
3. First, they make...
 - a. the layers.
 - b. the whipped cream.
 - c. the biscuits.
4. For a tiramisu, you need...
 - a. Savoiardi biscuits and chocolate cream.
 - b. Savoiardi biscuits and whipped cream with cocoa.
 - c. a cake and lemon cream.
5. You need to leave the tiramisu in the fridge for...
 - a. one day
 - b. 6 hours
 - c. 2 hours




5. Listen to the text once again with your partner (without reading) and complete the tiramisu recipe.



Vocabulary

6. Label the pictures:

A.



- a) chocolate,
- b)cheese,
- c) egg,
- d)milk,
- e) sugar,


- f)whipped cream
- g)water,
- h)biscuit,
- i)cocoa



B.

a)mix,
b)pour,
c)add,
d)dip,
e)place on a plate,

f) leave in the fridge,
g)put into a bowl,
h) cut up,
i) slice

**C. Make up your own sentences using the words above.**

1. *You can place biscuits on the plate*

2. _____





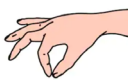



3. _____

4. _____

5. _____

6. _____

7. Complete the mind-maps. You can use dictionaries to search for more examples.

a slice of 	a bottle of 	a spoonful of 
a carton of  milk	a bit of 	
a pack of 	100 grams of 	

8. Let's mediate!

You and your English speaking friend are going to bake a traditional Russian dessert. Yet, you haven't got all the needed ingredients. Write down what you need and mention quantities.

The link to the Brendied Cherry step-by-step recipe
<https://www.videoculinary.ru/recipe/piyanaya-vishna/>

Торт Пьяная вишня. Ингредиенты

Тесто:

Яйца – 9 штук

Сахар – 180 грамм

Мука – 130 грамм

Какао – 80 грамм

Крем:

Масло сливочное – 300 грамм

Сгущённое молоко – 400 грамм

Начинка:

Вишня без косточек – 2,5 стакана

Водка/коньяк/ром – 0,5 стакана

Шоколадная глазурь:

Сливки – 180 грамм

Шоколад – 150 грамм

Масло сливочное – 25 грамм

Сахар – 25 грамм



To make the cake you need:

1. _____

2. _____

3. _____

4. _____

5. _____

6. _____

7. _____

Grammar

9. Study the examples and complete the table.



Example

Don't forget we need a birthday cake.

Pour three cups of water in this bowl.

Let's start.

Imperative	
Positive	Negative
Wait for me!	_____ wait for me.
_____ wait for Kate.	Let's not wait for Kate.

- Normally **Imperative** is used to give **instructions or orders**.
- You can say **Let's** ... when you want people to do things with you. Let's = Let us.

10. Complete the sentences with the correct Imperative form (+) for positive and (-) for negative.



- (+) _____ the biscuits on the plate.
- (-) _____ the cocoa.
- (+) _____ the biscuits in the milk.
- (-) _____ water into the bowl.
- (+) _____ the bowl carefully in the fridge for 3 hours.
- (+) _____ me the biscuits, please.
- (-) _____! It's a surprise!

11. What do you like having for breakfast? For lunch? Share with your groupmate and say what he / she needs to buy to make your favourite dish. Give instructions how to cook.

For ideas and notes



Group work

12. Time for fun! You are taking part in a cooking TV show. Here are the rules of the show:



Rules

1. Each team gets a set of ingredients, measures and instructions.
2. Teams discuss what to cook.
3. Each team demonstrates a step-by-step recipe.
4. The team that uses more pictures from the set wins the competition.

Useful language

I'm afraid

No way

Alright fine

That's a good idea!

How about...?

Come on!

Of course

That's true

I'm not fond of

Guess what!

Good call!

Sounds like a plan!

In fact

This is a brilliant idea

Awesome!

Fantastic!

Good job!

Self-assessment

Tick what is true for you.

Now I can:



- ☐ list ingredients of a recipe
- ☐ state quantities
- ☐ give and follow instructions
- ☐ discuss what to cook
- ☐ provide a step-by-step recipe of a dish

TEASER

Can you guess what's going to happen next?



Unit 2 P is for Party!

Lesson 3: Treasure Hunt at the Party

Warm-up

1. Write the correct names of the guys who make a birthday cake for Dan.

George



Kate



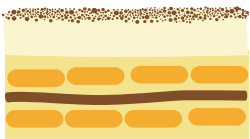
Max



Sardana



Sophie



1. _____ organises things.
2. _____ makes whipped cream.
3. _____ pours three cups of water in a bowl, adds coffee, lemon juice and the espresso liqueur.
4. _____ dips the biscuits in the water and places them on the plate.
5. _____ puts the cream on top for the first layer.
6. _____ places some more biscuits and _____ puts more whipped cream on top.

Reading and listening

2. What can you see in the picture? What do you think is going to happen?



3. Read and listen to the text. Choose the correct options below.

Narrator: The friends bring the cake to Dan's place and hide it in the bathroom. They are now ready to plan the treasure hunt for Dan!

George: I hope nobody eats Dan's cake!

Sophie: It's very quiet here. Everybody is out. Don't worry!

Sardana: Sophie is right! Let's plan the treasure hunt now!

Narrator: 20 minutes later, the friends knock on Dan's door.

Dan: Hey guys! I'm so happy to see you! Thank you for coming to my party.

Sophie: Happy Birthday, Dan! We have a surprise for you! You need to look for clues to get your present. Start from the kitchen, then find the table and collect all the letters that you find. The secret place is in the letters.

Dan: OMG, guys, you are amazing! I'm so excited!

Narrator: Dan runs to the kitchen and finds the letter H and a note on the table with the letter T. Note says: 'Good! Now go where you usually study!'

Dan: Hmm.... Oh, I can see the letter O is on my computer and the letter A on my chair! 'Go where you sleep at night'. Alright.

Narrator: Dan checks the bed and finds a B and a note.

Dan: Ok, it says: 'Go where you hang out with your roommates!'

Kate: Come on Dan, you can do it!

Dan: Ok, I'm in the hall. Oh, there's letter R on the floor! The note says: "Great, Dan! Now go back to your bedroom and follow the coins! Oh, man! The coins take me to the door... Oh! an O is on the door!

Sophie: Great Dan! Don't forget to check the mirror...

Dan: Thanks, lady! There is a letter M in the mirror!

Max: Dan you are almost there!


Sardana: You rock, man!

Dan: Uhm... I think that my present is in the.... **BATHROOM!** Let's see... Wow guys! A new bike! Thank you so much!

All: You're welcome!

Dan: What a useful present! I'm going to ride it to the University on Monday for our exams!

Kate: Oh, Dan! Today is Saturday! Party first, exams later! Let's enjoy the party! Happy birthday!



1. The friends hide the present...

- a. in the bedroom
- b. in the bathroom
- c. in the kitchen

2. They make..... for Dan's present

- a. treasure hunt
- b. a song
- c. a birthday card

3. They knock on Dan's door after...

- a. 1 hour
- b. 30 minutes
- c. 20 minutes

4. Dan needs to collect...

- a. letters
- b. coins
- c. notes

5. He finds the letter M in the...

- a. mirror
- b. computer
- c. bathroom






6. Dan's present is a new...

- a. camera
- b. cell phone
- c. bike

4. Label the rooms and furniture.



bathroom, bed, bedroom, chair, computer,
door, floor, hall, kitchen, mirror, table



5. Choose the correct phrase to complete each sentence.



Don't worry / Thank you for coming / you are almost
there / Sounds like a plan / You rock / You're welcome

- Thank you for this amazing present!
— _____.
- What a nice surprise! You are awesome, _____.
- Nobody is here, we can hide the present. _____.
- You need to go to the bathroom. Your present is there. Come on,
_____.
- Hello, Dan!
— _____ to my party!
- Let's go to the mountains on Saturday.
— _____.

Grammar

6. Read the sentences. What do the phrases **There's** / **There are** mean?



1. Ok, I'm in the hall. Oh, **there's** letter R on the floor!
2. **There are** two letters in the kitchen.

Positives [+]

singular	plural
There's a table in the kitchen.	There are some coins on the floor.

Negatives [-]

singular	plural
There isn't a chair in the bedroom.	There aren't any plates on the table.

Questions [?] and Short answers

singular	plural
Is there a mirror in the bedroom?	Are there any cups on the table?
Yes, there is . No, there isn't .	Yes, there are . No, there aren't .

- We use *there is* / *there are* to say that somebody or something exists.
- When we talk about a list of things we use:

there is if the first word on the list is singular

there are if the first word on the list is plural:

*In my bedroom **there's** a bed, two chairs and a table.*

*In my kitchen **there are** two chairs and a table.*

a/an, some, any

- We often use *there is* / *there are* with **a/an, some, any**.
- **a/an** + singular noun
- **some/any** + plural noun

7. Circle the correct options in the sentences below.



1. There is / There are three coins on the floor.
2. There is / There are a birthday cake in the bathroom.
3. There is / There are some cups on the table.
4. There is / There are an old computer in the bedroom.
5. There is / There are a bottle of wine and five glasses on the table
6. There isn't / There aren't any eggs in the fridge.
7. There is / There are a new bike and a car near the university.
8. There is / There are a silver spoon in the cup.
9. There is / There are some chairs in the room.
10. There's / There are some biscuits in the pack.
11. There isn't / There aren't any glasses here.

8. Complete the sentences with the positive (+) or interrogative (?) form of There's or There are.



Example

There's a cake on the table.

Are there any guys at the cafe?

1. _____ any books in the bag?
2. _____ a clean cup in this house?
3. _____ some spoons in the bowl.
4. _____ a fridge in the kitchen.
5. _____ some photos on the wall.
6. _____ a mirror in the bathroom?
7. _____ some apples in the fridge.
8. _____ a lamp in the bedroom?
9. _____ any glasses in that box?
10. _____ a bike in the bedroom.
11. _____ nobody here.
12. _____ a note and two photos on the fridge.

9. Let's mediate! Listen to the teacher's story in Russian and answer the questions in English.

1. What is opposite the door? _____ .
2. What is on the bed? _____ .
3. Where is the wardrobe? _____ .
4. What is opposite the bed? _____ .
5. What is on the nightstand? _____ .

10. Choose a card with a room your teacher will give you and describe it to your groupmates.



Example

- **There's** a ball in the room.
- **There are** two chairs in the room.
- **There are** no flowers, but **there's** a plant.

Speaking

11. Choose a perfect present for yourself in the picture and tell about it to your groupmate. Prepare a two-minute presentation. Use the questions as help.

The best present for me is



Questions:

1. Why do you want it?
2. Who can give you this present?
3. What can you do with this present?
4. What would you like to give to your friend as a birthday present?

Self-assessment

Tick what is true for you.

Now I can:



- ☐ describe your room
- ☐ describe what you've got in the room
- ☐ express gratitude.

TEASER

Can you guess what's going to happen next?




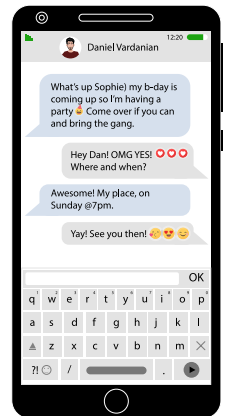
Right! It's project time!

Unit 2: P is for Party!

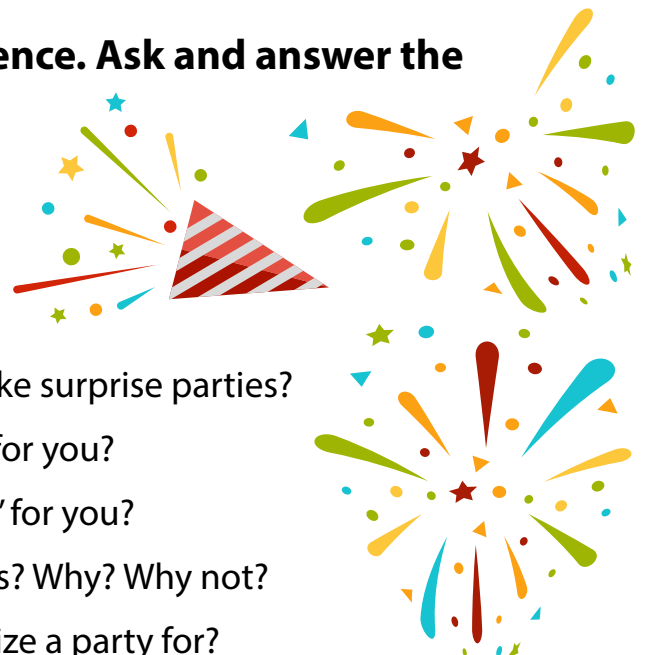
Lesson 4: Event Managers

Warm-up

1. Let's recollect the story. Draw lines to connect the pictures in the right order. Tell the storyline based on the pictures.



2. Tell your groupmate about your experience. Ask and answer the questions.



1. Do you like parties? Do you like surprise parties?
2. What is "the best party ever" for you?
3. What is "the worst party ever" for you?
4. Do you like organizing parties? Why? Why not?
5. Who would you like to organize a party for?
6. Do you have ideas on how to make it the best party ever?



Reading

3. Think over the questions.

TO-DO

What do you need to do before you start getting everything ready?

What can be in a Surprise Party to-do list?

4. Read the text and complete it with the missing words.

- a) contact all the people, b) think about a theme, c) send invitations,
d) are good at keeping , e) to take place , f) a date and time, g) make a list

Surprise Party To-Do List

Here is a simple list you can create when throwing a surprise party:

- 1 Choose 1 _____ for the surprise after finding out (secretly!) if your friend is free that day and time.
- 2 Decide where you want the surprise 2 _____. Will it be indoors, outdoors, your house, your friend's house, a park, a hotel, a mall, a concert, a show, a swimming pool, the beach, a campfire?
- 3 After thinking of the place, 3 _____. Do you want it to be a rock'n'roll party, a western party, a colorful party? Of course, it can be just a party with no theme at all.
- 4 When you know the date, time, place, and theme, think about what help you need to make it happen. 4 _____ who can help you and let them know your plans. It's best to get help from people who 5 _____ a secret .
- 5 6 _____ of all the people you want to invite. 7 _____ or call everyone and let them know the date, place, and time. It's very important to tell them to keep it secret. Say, "It's a SURPRISE!" several times.

Good luck!

5. Complete a To-Do list for a Surprise party. Use ideas from the text and add your own ideas.

.TO-DO.

- ☐ _____
- ☐ _____
- ☐ _____
- ☐ _____
- ☐ _____
- ☐ _____
- ☐ _____
- ☐ _____
- ☐ _____

6. Two heads are better than one!

A. Choose three team leaders who can organize the best Surprise Party ever.

B. When they ask you to join their team, be ready to agree or refuse.

Example

— Would you like to be in my team?

— Yes, sure! I'm on it!

— Can you help me organize the party?

— I'm afraid not. I'm in Max's team already.

7. Look at the pictures. Discuss and choose the theme for the party. Say why some of the other themes are not that good.



In the wild




Pajama party



90's disco party



All Stars party



Minecraft party








Pool party

Example

- Let's have a Pajama party!
- No way! It's boring! And Sophie doesn't like staying at home.
- What does she like?
- She loves dancing and she is into fashion.
- Then let's have 90's Disco Party.
- Good call!

8. Where can you have the party? Compare the places. Agree or disagree with your teammates. Mind the points below.

- Is it suitable for your theme?
- What can you do there?
- Where can people hide to surprise the birthday boy/girl?



9. Work with your group. Make a list of food and drinks you want or don't want to bring to the party. Mention their quantities.

Comment on each point of your list:

- who likes it
- who dislikes it
- who is allergic to it



10. Decide what to wear to the party. Use the picture to help you with ideas.

Useful words and phrases

amazing	What are you wearing?
chic	What do you think?
heavy	Don't you think it's..?
smart	Good call!
stylish	Take it off!
matching	Calm down!
handsome	You look great!
I have got...	It's so ..!

They match perfectly
 They don't really match.
 What about...?
 I'm not sure
 It's a bit too..
 It goes well with...
 Well...
 However,..



11. Finally it's time for the present!

Use the information below or the Internet. Discuss each option. Don't forget to mention:

- what Sophie, Sardana or George can do with it
- its quality
- why it's a good or bad choice
- its price

a. A backpack



JanSport TDN7 Big Student Backpack
★★★★☆ ~ 1,094
More Buying Choices
\$40.09 (144 new offers)



Tommy Hilfiger Women's Lani Backpack
\$42⁹⁹



Backpack for School Girls Kids Bookbag Set School Bag with Insulated Lunch Box and Pencil Case (E0046-Cat)
★★★★☆ ~ 76
\$25⁹⁹

b. A tablet



All-New Fire 7 Tablet (7" display, 16 GB) - Black
★★★★☆ ~ 3,903
\$49⁹⁹
✓prime



Samsung Galaxy Tab A 8" 32 GB Wifi Tablet (Silver) - SM-...
★★★★☆ ~ 433
\$149⁹⁹ \$229.99
✓prime



Samsung Galaxy Tab A 8" 16 GB Wifi Tablet (Smoky Titanium) SM-...
★★★★☆ ~ 2,423
\$179⁹⁹
✓prime

c. A drone



Holy Stone HS170 Predator Mini RC Helicopter Drone 2.4Ghz 6-Axis...
★★★★☆ ~ 5,258
\$29⁹⁹ \$50.00
✓prime



Drones with Camera-DBPOWER U818A Discovery FPV 720P HD Wi...
★★★★☆ ~ 447
\$69⁹⁹
Save \$20.00 with coupon
✓prime



HOBBYTIGER H301S Ranger Drone with Camera Live Video and GPS...
★★★★☆ ~ 116
\$139⁹⁹
Save \$20.00 with coupon
✓prime

d. Anything else you think is the perfect present

You can go to <https://www.amazon.com/> to search for more.



Useful phrases

Well...

However,...

What about...?

What do you think?

Don't you think it's..?

I'm not sure

I mean..

it's a bit too..

It's so ..!

Good call!

No way!

How much is it?

By the way,...

Excellent!

Thank you for your help.

That's a brilliant idea!

12. Presentation. Tell about your Surprise party to the rest of the class. Vote for the best plan.

Self-assessment

What do you feel you can do? Colour as many stars opposite each can-do statements as you feel.



I can plan and organise a surprise party .



I can ask people for advice and give my opinion.



I can discuss party themes, places, food and drinks.



I can discuss what to wear.



I can discuss and decide what to buy.



I can

My 5 favourite words from Unit 2 are:

1.
2.
3.
4.
5.

My 5 favourite phrases from Unit 2 are:

1.
2.
3.
4.
5.

TEASER

Can you guess what's going to happen next?

